

MONTHLY STATISTICAL BULLETIN

NOVEMBER 2020

Market capitalization: 180.507.494.920

Turnover: 313.231.357

Number of transactions: 1.196

MBI10: 4.477,94

↑0,80%

↓26,69%

↓13,08%

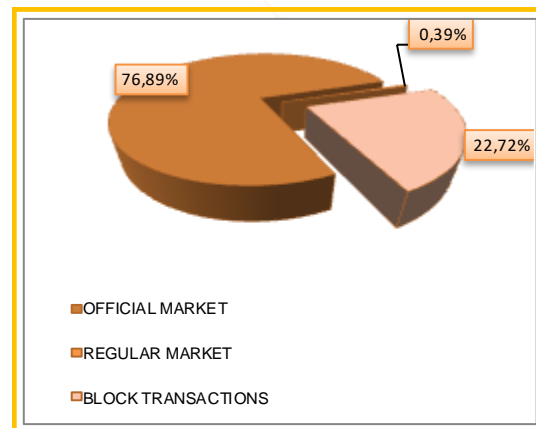
↑1,11%

BASIC INDICATORS

TURNOVER (denars)	October 2020	November 2020	% of change
TRADING IN BEST	334.843.767	242.052.777	-27,71
SHARES	333.840.854	240.955.388	-27,82
BONDS	1.002.913	1.097.389	9,42
OTHER SECURITIES	0	0	-
DAILY AVERAGE TURNOVER (denars)	16.742.188	11.526.323	-31,15
DAILY AVERAGE NUMBER OF TRANSACTIONS	68	56	-17,65
BLOCK TRANSACTIONS	92.417.025	71.178.580	-22,98
PUBLIC AUCTIONS	0	0	-
PUBLIC OFFERING	0	0	-
TOTAL	427.260.792	313.231.357	-26,69
NUMBER OF TRANSACTIONS			
TRADING IN BEST	1.366	1.192	-12,74
BLOCK TRANSACTIONS	10	4	-60,00
PUBLIC AUCTIONS	0	0	-
PUBLIC OFFERING	0	0	-
TOTAL	1.376	1.196	-13,08
MARKET CAPITALIZATION (denars)			
MARKET CAPITALIZATION OF SHARES	179.077.383.395	180.507.494.920	0,80
OFFICIAL MARKET-SHARES	174.935.341.080	176.365.452.605	0,82
MARKET OF JOINT STOCK COMPANIES WITH SPECIAL REPORTING OBLIGATIONS	4.142.042.315	4.142.042.315	0,00
MARKET CAPITALIZATION OF BONDS	12.621.532.633	12.620.950.490	0,00
MARKET CAPITALIZATION OF OTHER SECURITIES	313.102.125	313.102.633	0,00
TOTAL MARKET CAPITALIZATION	192.012.018.153	193.441.548.043	0,74
MBI10	4.428,65	4.477,94	1,11
OMB	133,16	133,11	-0,04
NUMBER OF LISTED SECURITIES	100	100	0,00
NUMBER OF TRADING DAYS	20	21	5,00

TURNOVER STRUCTURE

Market segment	Turnover (denars)	Turnover (EUR)	%	Number of transactions
OFFICIAL MARKET	240.844.862	3.903.802	76,89	1.180
REGULAR MARKET	1.207.915	19.579	0,39	12
BLOCK TRANSACTIONS	71.178.580	1.153.720	22,72	4
TOTAL	313.231.357	5.077.101	100,00	1.196



MONTHLY STATISTICAL BULLETIN

10 MOST LIQUID SHARES (Official market)

Issuer	Max (denars)	Min (denars)	Average price (denars)	Volume	Turnover (denars)	Turnover (EUR)	%	Num. of trans.	Market capitalization (denars)
Komercijalna banka Skopje	7.098,00	6.650,00	6.825,10	11.487	78.527.621	1.272.837	32,75	327	16.030.455.883
NLB Banka Skopje	19.300,00	18.301,00	18.705,93	2.784	52.166.877	845.562	21,76	214	15.829.747.335
Alkaloid Skopje	12.650,00	12.080,00	12.349,10	3.719	45.877.915	743.625	19,14	236	17.891.912.500
Granit Skopje	1.050,00	990,00	1.020,04	16.515	16.785.685	272.076	7,00	108	3.156.024.150
Stopanska banka Skopje	1.165,00	1.080,00	1.098,83	10.939	12.154.475	197.009	5,07	60	19.398.259.980
Makpetrol Skopje	70.000,00	66.000,00	68.557,59	143	9.867.767	159.944	4,12	57	7.810.549.000
Stopanska banka Bitola	2.850,00	2.726,00	2.787,60	1.034	2.902.054	47.039	1,21	20	1.075.186.750
UNI Banka Skopje	2.450,00	2.400,00	2.419,77	1.173	2.838.320	46.006	1,18	15	1.321.288.540
Makedonski Telekom Skopje	313,00	300,00	307,94	8.266	2.528.718	40.987	1,05	28	29.391.837.050
TTK Banka Skopje	1.300,00	1.250,00	1.277,41	1.905	2.422.807	39.271	1,01	24	1.180.254.400
Rest				28.999	13.675.234	221.659	5,70	86	63.279.937.016
Total				86.964	239.747.473	3.886.014	100,00	1.175	176.365.452.605

TOP GAINERS / TOP LOSERS—OFFICIAL MARKET

Issuer	Average price (denars) 31.10.2020	Average price (denars) 30.11.2020	% of change
TOP GAINERS			
Zito Polog Tetovo	1.801,00	2.222,00	23,38
Liberti Skopje	38,00	44,00	15,79
Ading Skopje	618,00	700,00	13,27
Cementarnica USJE Skopje	25.400,00	28.500,00	12,20
Replek Skopje	90.000,00	96.872,50	7,64
TOP LOSERS			
Skopski Pazar Skopje	18.999,00	5.000,00	-73,68
Triglav osiguranje Skopje	14.640,00	11.000,00	-24,86
FZC 11 Oktomvri Kumanovo	431,00	400,00	-7,19
OKTA Skopje	3.600,00	3.395,00	-5,69
RZ Uslugi Skopje	55,00	53,00	-3,64

OVERVIEW OF THE TRADING WITH BONDS

	HIGH (%)	LOW (%)	Last daily average price (%)	Last trading day	Volume	Turnover (denars)	Turnover (EUR)	Yield to maturity *
Government bonds-denationalization XIV issue (RMDEN14)	99,00	99,00	99,00	25.11.2020	7.742	472.866	7.665	2,41%
Government bonds-denationalization XVI issue (RMDEN16)	99,00	99,00	99,00	12.11.2020	10.225	624.523	10.123	2,30%

* The model for calculation of annual average yield to maturity is adapted to the characteristics of the bonds. Calculation date is 30.11.2020 using the last average price of the bonds.

MONTHLY STATISTICAL BULLETIN

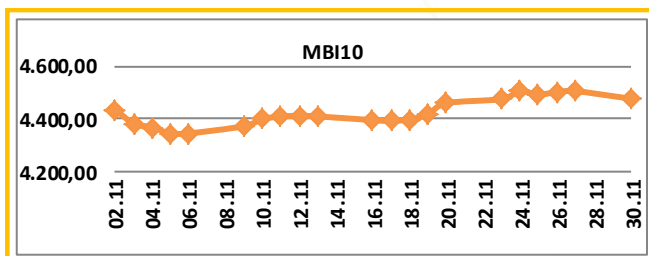
MBI10

Value at 30.11.2020 **4.477,94**

MAX Value in November (27.11.2020) 4.506,53

MIN Value in November (05.11.2020) 4.344,61

% of change from 30.12.2019 -3,68%

All about MBI10 on: <http://www.mse.com.mk/Indicies.aspx?Index=MBI10>

Composition of MBI10	Turnover (denars)	Volume	Num. of trans.	Last average price	% of monthly change of price
Alkaloid AD Skopje	45.877.915	3.719	236	12.500,00	1,81
Granit AD Skopje	16.785.685	16.515	108	1.027,56	-0,45
Komercijalna banka AD Skopje	78.527.621	11.487	327	7.033,78	3,54
Makpetrol AD Skopje	9.867.767	143	57	69.500,00	0,72
Makedonijaturist AD Skopje	921.000	255	6	3.700,00	0,00
Stopanska banka AD Skopje	12.154.475	10.939	60	1.111,00	1,98
TTK banka AD Skopje	2.422.807	1.905	24	1.300,00	0,67
Makedonski Telekom AD Skopje	2.528.718	8.266	28	306,68	-2,02
Stopanska banka AD Bitola	5.050.894	1.796	21	2.750,00	-2,14
NLB Banka AD Skopje	111.974.077	6.046	216	18.534,68	-0,52

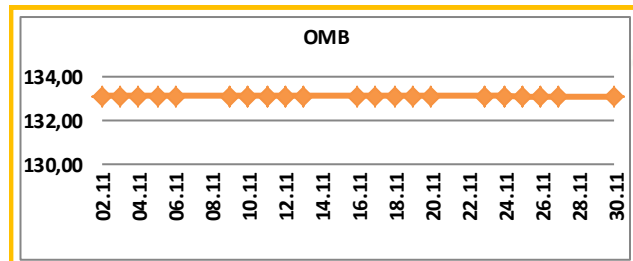
OMB

Value at 30.11.2020 **133,11**

MAX Value in November (03.11.2020) 133,16

MIN Value in November (25.11.2020) 133,11

% of change from 30.12.2019 0,15%

All about OMB on: <http://www.mse.com.mk/Indicies.aspx?Index=OMB>

Composition of OMB	Turnover (denars)	Volume	Num. of trans.	Last average price	% of monthly change of price
Government bonds-denationalization XIII issue (RMDEN13)		0	0	99,00	0,00
Government bonds-denationalization XIV issue (RMDEN14)	472.866	7.742	2	99,00	-0,20
Government bonds-denationalization XV issue (RMDEN15)	0	0	0	99,70	0,00
Government bonds-denationalization XVI issue (RMDEN16)	624.523	10.225	3	99,00	0,00
Government bonds-denationalization XVII issue (RMDEN17)	0	0	0	99,00	0,00
Government bonds-denationalization XVIII issue (RMDEN18)	0	0	0	99,00	0,00



MONTHLY STATISTICAL BULLETIN

MBI10 LISTED COMPANIES RATIOS

Issuer	P/E Ratio ¹	Dividend yield ²	Foreign investors participation in November 2020	Foreign investors participation in October 2020	Change
Alkaloid AD Skopje	17,66	2,87%	2,96%	2,95%	0,01%
Granit AD Skopje	10,5	3,21%	3,40%	3,41%	-0,01%
Komercijalna banka AD Skopje	8,73	7,86%	3,13%	3,18%	-0,05%
Makpetrol AD Skopje	8,79	2,92%	1,21%	1,20%	0,01%
Makedonijaturist AD Skopje	11,99	5,82%	0,80%	0,80%	0,00%
Stopanska banka AD Skopje	8,16	0,00%	92,36%	92,36%	0,00%
TTK banka AD Skopje	10,89	8,46%	1,25%	1,25%	0,00%
Makedonski Telekom AD Skopje	19,67	1,93%	1,48%	1,48%	0,00%
Stopanska banka AD Bitola	63,37	0,00%	3,16%	3,22%	-0,06%
NLB banka AD Skopje	8,19	0,00%	87,80%	87,83%	-0,03%

[1] Share price at last day of trading in currently month, / Earnings per share

[2] The ratios are calculated using the data from the last published Audited financial reports and last paid dividend.

FOREIGN INVESTORS—OFFICIAL MARKET

November 2020	Foreign Legal investors November 2020	Foreign private investors November 2020	Total Foreign entities November 2020	Total Foreign entities October 2020	Change
Shares[3]	34,80%	1,17%	35,97%	35,98%	-0,01%
Denationalization bonds[4]	0,18%	0,06%	0,24%	0,24%	0,00%
Continuous government bonds [5]	0,04%	0,00%	0,04%	0,04%	0,00%

[3] Data as last day of trading in currently month according to the Central Securities Depository, regarding the participation of the foreign investors in the number of shares.

[4,5] Data as last day of trading in currently month according to the Central Securities Depository, regarding the participation of the foreign investors in the total nominal value of bonds.

FOREIGN AND DOMESTIC INVESTORS IN THE TOTAL TURNOVER [6]

	BUYING % of total	SELLING % of total
Foreign private investors	2,76%	1,74%
Foreign Legal investors	0,36%	4,51%
Total Foreign Legal entities	3,12%	6,25%
Domestic private investors	74,30%	58,47%
Domestic Legal investors	22,58%	35,29%
Total Domestic Legal entities	96,88%	93,75%

[6] Data as last day of trading in currently month according to the Central Securities Depository, regarding the participation of the foreign and domestic investors in the total turnover.

TURNOVER PER MEMBERS / in denars

Member	Code	Trading in BEST system	% of trading in BEST sys.	Block (denars)	% block	Public auctions	% of Public auctions	Public offering	% of Public offering	Total
Eurohaus AD Skopje	EH	117.212.194	24,21	138.059.480	96,98	0	0,00	0	0,00	255.271.674
ILIRIKA INVESTMENTS AD Skopje	IL	136.842.266	28,27	0	0,00	0	0,00	0	0,00	136.842.266
Komercijalna banka AD Skopje	KB	80.021.013	16,53	0	0,00	0	0,00	0	0,00	80.021.013
INOVO BROKER AD Skopje	IN	32.667.974	6,75	4.297.680	3,02	0	0,00	0	0,00	36.965.654
NLB Banka AD Skopje	TN	30.947.384	6,39	0	0,00	0	0,00	0	0,00	30.947.384
INVESTBROKER AD Skopje	MI	30.710.752	6,34	0	0,00	0	0,00	0	0,00	30.710.752
Stopanska banka AD Skopje	SB	20.938.129	4,33	0	0,00	0	0,00	0	0,00	20.938.129
Fersped Broker AD Skopje	FR	19.024.785	3,93	0	0,00	0	0,00	0	0,00	19.024.785
TTK Banka Skopje	TK	11.487.253	2,37	0	0,00	0	0,00	0	0,00	11.487.253
Sparkase banka AD Skopje	SP	4.253.804	0,88	0	0,00	0	0,00	0	0,00	4.253.804
Total		484.105.555	100,00	142.357.160	100,00	0	100,00	0	100,00	626.462.715

Turnover via BEST system and turnover in block trades is calculated on the basis of double counting, in order to include the executed cross trades by the MSE members in the structure of the overall MSE turnover. As since July 13, during the government auctions on the selling side there is no brokers (i.e. MSE performs this role), the turnover derived from government auctions is still calculated on the basis of single counting.



MONTHLY STATISTICAL BULLETIN

AS A REMINDER

The product of the Macedonian Stock Exchange **BESTNET ANALYTICS** is a modern internet service that helps investors in building well-founded investment strategies and in bringing valuable investment decisions.

BESTNET ANALYTICS contains:


- Data for more than **100** companies traded on the Macedonian Stock Exchange
- More than **70** different financial indicators of companies and more than **40** indicators for banks
- Monitoring and comparing the values for the last **3** years
- Tracking results by quarters
- Data in den, euros and dollars
- Data for paid dividends from companies for the last **4** years
- Data for the major shareholders of the company
- Data for management bodies of the company
- Data for related companies
- Comparison and monitoring of a large number of financial indicators
- Monitoring indicators by sectors and industries
- Graphic display of technical indicators
- Over **40** technical indicators and oscillators
- Monitoring of investments, determining their current value
- Calculation of gains / losses from unrealized transactions
- Calculation of gains / losses from trades executed
- Simulated portfolios

Шифра на XB	Датум на трансакција	Број на трансакција	Количина	Куповна вредност - вкупно (во ден.)	Датум на последна цена	Последна просечна цена	Вкупна вредност (во ден.)	Нереализирана добитка / загуба (во ден.)	% промена од вкупување на XB	% од вредноста на вкупните вложувања
скратен преглед на поединечна трансакција										
GRNT	17.02.2009	X52515136	600,00	360.000,00	21.01.2009	653,11	391.866,00	1.800.000,00	133,33%	3,74%
TELE	11.06.2009	1235649	600,00	360.000,00	21.01.2009	653,11	391.866,00	31.866,00	8,85%	1,00%
детален преглед на поединечна трансакција										
Македонски Телеком Скопје (TELE)										
Тип на хартија	Share		Куповна вредност - вкупно (во ден.)		360.000,00					
Датум на трансакција	11.06.2009		Датум на последна цена		21.01.2009					
Број на трансакција	1235649		Последна просечна цена		653,11					
Количина	600,00		Нето вредност (во ден.)		391.866,00					
Куповна цена (во ден.)	600,00		Акумулирана камата (во ден.)		0,00					
Номинална вредност	0,00 MKD		Вкупна вредност (во ден.)		391.866,00					
Куповна вредност (во ден.)	360.000,00		Нереализирана добитка / загуба (во ден.)		31.866,00					
Купена акумул. камата (во ден.)	0,00		% промена од купување на XB		8,85%					
Трансакциони трошоци (во ден.)	500,00		% од вредноста на вкупните вложувања		1,00%					
P.Македонија - денационализација 01 (PMDE01)										
Тип на хартија	Bond		Куповна вредност - вкупно (во ден.)		107.092,08					
Датум на трансакција	11.07.2008		Датум на последна цена		27.11.2007					
Број на трансакција	1919		Последна просечна цена		85,00					
Количина	2.250,00		Нето вредност (во ден.)		116.662,50					
Куповна цена (во %)	77,50		Акумулирана камата (во ден.)		1.238,85					
Номинална вредност	1,00 EUR		Вкупна вредност (во ден.)		117.888,35					
Куповна вредност (во ден.)	106.689,77		Нереализирана добитка / загуба (во ден.)		11.198,57					
Купена акумул. камата (во ден.)	402,31		% промена од купување на XB		10,05%					
Трансакциони трошоци (во ден.)	500,00		% од вредноста на вкупните вложувања		0,30%					
TOTAL			36.067.092,08		62.684.319,35		26.617.629,57		100,00%	

Опис на XB	Податоци од тргувањето
Лазарен сегмент	Официјален пазар
Лазарен подсегмент	Берзанска котација - обични акции
Тип на XB	Обични акции
ISIN број	MKALKA101011
Вкупни издадени XB	1431353
Шифра на XB	ALK
Номинална вредност	25,56 EUR
Дејења на цената и прометот	
Највисока цена во посл. 52 недели	4.599,00
Најниска цена во посл. 52 недели	3.799,00
% промена во посл. 30 дена	8,48%
% промена во посл. 3 месеци	6,98%
% промена во посл. 6 месеци	0,80%
% промена во посл. 1 година	-4,07%
Просечен дневен промет во посл. 30 дена	645.146,23
Просечен дневен промет во посл. 3 месеци	812.362,12
Просечен дневен промет во тековната година	626.836,29
Просечен дневен промет во посл. 52 недели	1.304.591,88
Показатели по акција за издавачот	
Коefициент цена / добитка	10,43
Дивиденден принос	3,98%
Коefициент цена / Книговодствена вредност по акција	0,91
Коefициент цена / Акумулирана добитка по акција	2,62
Коefициент цена / приходи од продажба	1,01
Коefициент цена / парични прилими од оперативни активности	13,59
Коefициент цена / оперативна добитка	8,93
Коefициент цена / EBITDA	6,35
Највисок P/E во посл. 52 недели	11,46
Најнисок P/E во посл. 52 недели	9,47
Нето добитка по акција за посл. 12 месеци	430,59
Коefициент цена / добитка за посл. 12 месеци	9,77

For more information on : www.bestnet.com.mk

ПРАКТИЧНОСТ ВО 3 ЧЕКОРИ



Во промотивниот период до 31.12.2020 година,
бесплатно дигитализирајте до две Mastercard® картички.

www.kompay.mk



КомРау. Твојот мобилен паричник



комерцијална Банка аџ скопје

www.kb.com.mk контакт центар: (02) 3 296 800



МАКЕДОНСКА БЕРЗА
MACEDONIAN STOCK EXCHANGE